

# Additional rotary table

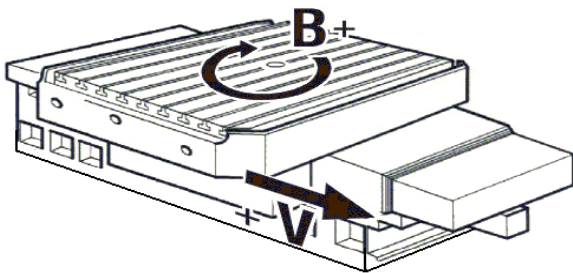

www.tosvarnsdorf.eu

New goals need new solutions

**EFFICIENT SOLUTIONS FOR POSITIONING AND ROTATING OF WORKPIECES IN THE MACHINE WORKING SPACE.**

**The widest range of rotary tables**

**Additional rotary tables for the machines of TOS VARNSDORF a.s. production or other manufacturer's machine tools.**



## RANGE OF ROTARY TABLES

**Workpiece weight from 5 till 50 tons**  
**Clamping surface dimensions: 1,000 x 1,250 till 3,000 x 3,500 mm**

**We are prepared to supply any of the above-specified tables in the design with:**

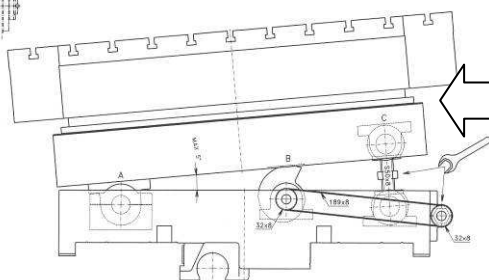
- travels as may be required by process needs
- rotating table without any travel

**We are capable of supplying other designs of additional tables:**

- other clamping surface dimensions
- other table travel dimensions
- other table designs

**Special solution**

## SPECIAL DESIGN OF TABLES



**We are also prepared to supply special designs, such as:**

- tilting table for WHN(Q) 13 CNC machine
- high-speed table for carousel operations



**TOS VARNSDORF a.s.**

# Additional rotary table

## BASIC TECHNICAL SPECIFICATIONS of series-produced tables

Table type designation		S 5	S 10	S 16	S 20	S 30	S 50
Clamping surface dimensions	mm	1,000 x 1,250	1,250 x 1,250 1,250 x 1,600	1,800 x 2,240 2,000 x 2,500	1,800 x 1,800 1,800 x 2,200 1,800 x 2,500	2,000 x 2,000 2,000 x 2,500 2,500 x 3,000	3,000 x 3,000 3,000 x 3,500
Max. workpiece weight	kg	5,000	10,000	16,000	20,000	30,000	50,000
Table travel dimension	mm	1,600; 2,000	1,500; 2,000; 3,000	1,400; 1,800	2,000; 3,000	1,300; 1,800, 2,500; 3,000	1,500; 2,000, 2,500; 3,000
Table without any travel		yes	yes	yes	yes	yes	yes

In addition, we are prepared to supply designs of additional tables other than those set out here. For example, different clamping surface dimensions, carrying capacity or travel dimensions.

## SPECIAL DESIGN

### Tilting table

Clamping surface dimensions	mm	1,800 x 1,800; 1,800 x 2,200; 1,800 x 2,500
Max. workpiece weight	kg	16,000
Table travel dimension	mm	2,000; 3,500; 4,000; 5,000; 6,000
Tilting range	°	0 - 5

### Table for carousel operations

Clamping surface dimensions	mm	1,000 x 1,000, Ø 1,250
Max. workpiece weight	kg	4,000
Table travel dimension	mm	1,600; 2,000; 3,000
Max. circular working feed	RPM	250

## EXAMPLES OF USE OF TABLES



**FURTHER INFORMATION  
YOU CAN FIND ON OUR  
NEW WEB PAGES**  
[www.tosvarnsdorf.eu](http://www.tosvarnsdorf.eu)



# www.tosvarnsdorf.eu